

Nail plug NP



Advantages



Countersunk plug NPC 5, NPC 6 and NP 8



Flat rim plug NP 5 and NP 6




Countersunk plug NP 6 and NP 8 with metric thread

- For the quick fixing of frames, slats, channels, foils, electrical clamps, etc.
- Also suitable for window and door frame installation
- An accurate tuning between plug and nailscrew results in optimal expansion and thus high pull out loads
- Integral barrier prevents premature expansion
- Protection of the nailscrew head during hammering-in by a raised ring
- All nailscrews with PZ recess, so screwing in and out is also possible

Suitable building materials

Very suitable



- Concrete
- Natural stone
- Solid brick
- Solid sand-lime brick
- Lightweight solid concrete blocks

Suitable

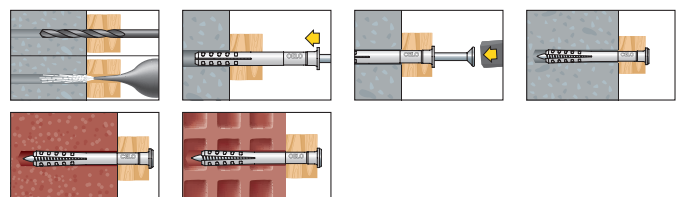


- Hollow brick HLz
- Hollow sand-lime brick KSL
- Lightweight hollow concrete blocks
- Aerated concrete

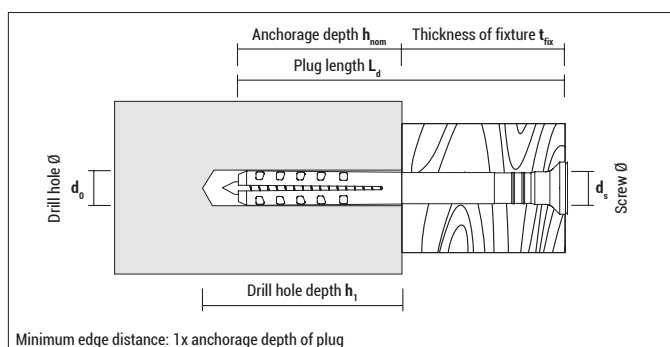
Approvals and certificates



Mounting



Nail plug NP



NPC and NP, zinc plated countersunk plug with countersunk screw pre-assembled

Type	Art-No	d_0 [mm]	$h_1 \geq$ [mm]	$h_{nom} \geq$ [mm]	L_d [mm]	$t_{fix} \leq$ [mm]	Drive	€ / 100 pcs	[pcs]	[pcs]
NPC 5x35	9535NPC	5	35	25	35	10	PZ 2		100	1.800
NPC 5x50	9550NPC	5	35	25	50	25	PZ 2		100	1.800
NPC 6x35	9635NPC	6	40	30	35	5	PZ 2		100	1.800
NPC 6x40	9640NPC	6	40	30	40	10	PZ 2		100	1.800
NPC 6x50	9650NPC	6	40	30	50	20	PZ 2		50	900
NPC 6x60	9660NPC	6	40	30	60	30	PZ 2		50	900
NPC 6x80	9680NPC	6	40	30	80	50	PZ 2		50	900
NP 8x60	9860NP	8	50	40	60	20	PZ 3		50	600
NP 8x60 ¹⁾	9860NP100	8	50	40	60	20	PZ 3		100	800
NP 8x80	9880NP	8	50	40	80	40	PZ 3		50	600
NP 8x80 ¹⁾	9880NP100	8	50	40	80	40	PZ 3		100	800
NP 8x100	98100NP	8	50	40	100	60	PZ 3		50	600
NP 8x100 ¹⁾	98100NP100	8	50	40	100	60	PZ 3		100	800
NP 8x120	98120NP	8	50	40	120	80	PZ 3		50	400
NP 8x120 ¹⁾	98120NP100	8	50	40	120	80	PZ 3		100	800
NP 8x135	98135NP	8	50	40	135	95	PZ 3		50	400

¹⁾Craftsman pack (box without viewing window)



NP, zinc plated flat rim plug with countersunk screw, pre-assembled

Type	Art-No	d_0 [mm]	$h_1 \geq$ [mm]	$h_{nom} \geq$ [mm]	L_d [mm]	$t_{fix} \leq$ [mm]	Drive	€ / 100 pcs	[pcs]	[pcs]
NP 5x25	9525NP	5	25	23	25	2	PZ 2		200	3.600
NP 5x35	9535NP	5	35	25	35	10	PZ 2		100	1.800
NP 5x50 *	9550NP	5	35	25	50	25	PZ 2		100	1.800
NP 6x35	9635NP	6	40	30	35	5	PZ 2		100	1.800
NP 6x40	9640NP	6	40	30	40	10	PZ 2		100	1.800
NP 6x40 ¹⁾	9640NP300	6	40	30	40	10	PZ 2		300	2.400
NP 6x50	9650NP	6	40	30	50	20	PZ 2		50	900
NP 6x60	9660NP	6	40	30	60	30	PZ 2		50	900
NP 6x60 ¹⁾	9660NP250	6	40	30	60	30	PZ 2		250	2.000
NP 6x70	9670NP	6	40	30	70	40	PZ 2		50	900
NP 6x80	9680NP	6	40	30	80	50	PZ 2		50	900
NP 6x80 ¹⁾	9680NP200	6	40	30	80	50	PZ 2		200	1.600

* discontinued article, delivery while stocks last

¹⁾Craftsman pack (box without viewing window)

Nail plug NP



A2
STAINLESS
STEEL

NP, stainless steel A2 flat rim plug with countersunk screw, pre-assembled

Type	Art-No	d ₀ [mm]	h ₁ ≥ [mm]	h _{nom} ≥ [mm]	L _d [mm]	t _{fix} ≤ [mm]	Drive	€ / 100 pcs	[pcs]	[pcs]
NP 5x35 A2	9X535NP	5	35	25	35	10	PZ 2		100	1.800
NP 5x50 A2	9X550NP	5	35	25	50	25	PZ 2		100	1.800
NP 6x40 A2	9X640NP	6	40	30	40	10	PZ 2		100	1.800
NP 6x60 A2	9X660NP	6	40	30	60	30	PZ 2		50	900
NP 6x80 A2	9X680NP	6	40	30	80	50	PZ 2		50	900



A2
STAINLESS
STEEL

NP, stainless steel A2 countersunk plug with countersunk screw, pre-assembled

Type	Art-No	d ₀ [mm]	h ₁ ≥ [mm]	h _{nom} ≥ [mm]	L _d [mm]	t _{fix} ≤ [mm]	Drive	€ / 100 pcs	[pcs]	[pcs]
NP 8x60 A2	9X860NP	8	50	40	60	20	PZ 3		50	600
NP 8x80 A2	9X880NP	8	50	40	80	40	PZ 3		50	600



NP, zinc plated countersunk plug, nail screw with metric thread, pre-assembled

Type	Art-No	d ₀ [mm]	h ₁ ≥ [mm]	h _{nom} ≥ [mm]	L _d [mm]	t _{fix} ≤ [mm]	Thread length [mm]	Drive	€ / 100 pcs	[pcs]	[pcs]
NP 6x40 M6	9640NPM6	6	40	30	40	10	5	PZ 2		100	1.800
NP 8x45 M8	9845NPM8	8	50	40	45	5	5	PZ 3		50	900



Blister NP, zinc plated pre-assembled, NP 5 and 6: flat rim plug, NP8: countersunk plug



Type	Art-No	d ₀ [mm]	h ₁ ≥ [mm]	h _{nom} ≥ [mm]	L _d [mm]	t _{fix} ≤ [mm]	Drive	€ / Blister	[pcs]	[Blister]
NP 5x35	5535NP20	5	35	25	35	10	PZ 2		20	10
NP 5x50	5550NP20	5	35	25	50	25	PZ 2		20	10
NP 6x40	5640NP15	6	40	30	40	10	PZ 2		15	10
NP 6x60	5660NP15	6	40	30	60	30	PZ 2		15	10
NP 6x80	5680NP10	6	40	30	80	50	PZ 2		10	10
NP 8x60	5860NP10	8	50	40	60	20	PZ 3		10	10
NP 8x80	5880NP10	8	50	40	80	40	PZ 3		10	10
NP 8x100	58100NP10	8	50	40	100	60	PZ 3		10	10
NP 8x120	58120NP5	8	50	40	120	80	PZ 3		5	10
NP 8x135	58135NP5	8	50	40	135	95	PZ 3		5	10

Loads F_{rec}

Type	Concrete	Solid sand-lime brick KS 12	Aerated concrete AAC2	Aerated concrete AAC4	Hollow brick HLz 12
	F _{rec} [kN]	F _{rec} [kN]	F _{rec} [kN]	F _{rec} [kN]	F _{rec} [kN]
NP 5	0,18	0,15	0,04	0,08	0,07
NP 6	0,19	0,16	0,05	0,09	0,08
NP 8	0,24	0,21	0,08	0,12	0,09

F_{rec}: Recommended loads incl. safety factor of -6÷7